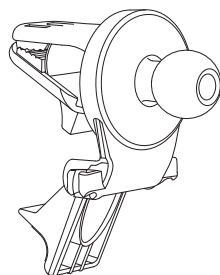


SPHDMAGKIT



GN057

Includes:

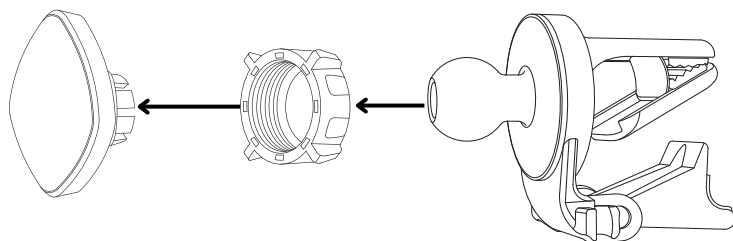
- 1 – Magnet Mount Kit for Phones (SPHDMAGKIT)
- 1 – Air Vent Car Mount (GN057)

NOTE: Not compatible with round air vent louvers.

1

Assembling the Components

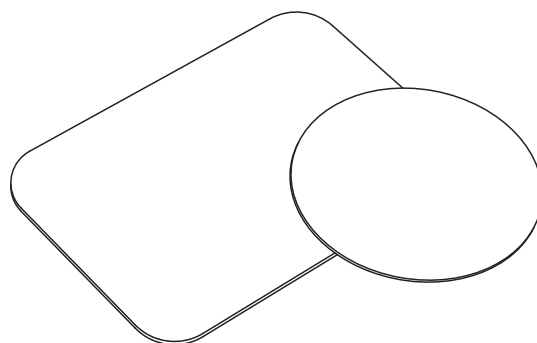
First, detach the tightening ring from the magnetic holder and position it onto the 17mm ball adapter. Next, insert the 17mm ball adapter into the rear part of the magnetic holder. Finally, twist the tightening ring clockwise to secure it in place.



2

Installing the Magnetic Plate on Your Device

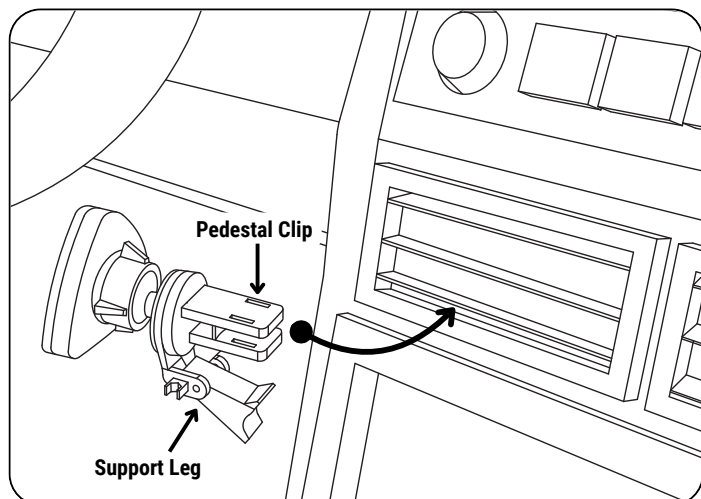
To attach the magnetic plate to your smartphone, just remove the 3M sticky side and apply one of the two plates to the back of your device.



3

Attaching to Vent

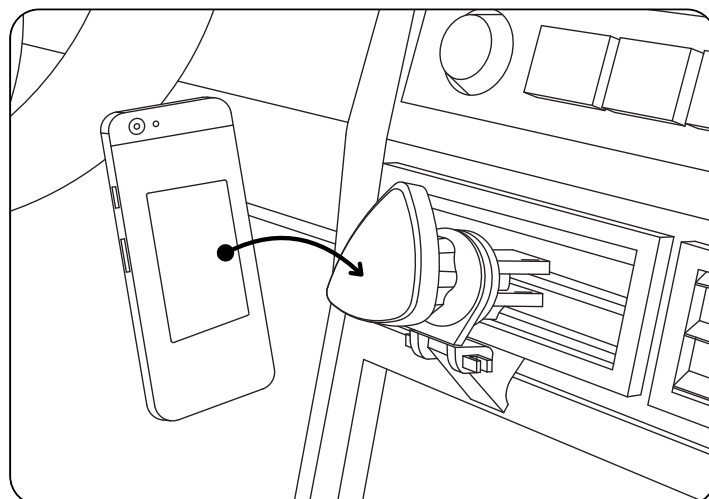
To mount the attachment, press the clip to open and insert it into the air vent louvers. Then, adjust the lower support leg.



4

Mounting Your Phone on the Holder

Simply attach the metal plate to the back of your smartphone, ensuring it comes into contact with the magnetic head on the mount. Adjust the angle or rotation as required for a secure fit.



WARNING

CHOKING HAZARD - Keep out of reach from children under 8 yrs. as they can choke or suffocate on parts included with this system

WARNING

Arkon® is not responsible for any damages caused to your device or yourself due to the installation or use of this mount. Do not install Arkon® products near areas that interfere with operation of vehicles. Arkon® assumes no responsibility or liability for injury or death as a result of failure to install in a safe location. Arkon® is not responsible for any damages caused to vehicles, product, or people due to the installation or use of this product.

